



IDEAL FROM MASSEY FERGUSON
A NEW GENERATION OF COMBINE



THE HARVEST

GAMECHANGER

Join the MF IDEAL revolution



Fast-forward your harvesting business

There's a brand-new future for harvesting. The rules of the game have changed. It's now reshaped and re-engineered to transform the way you run your harvesting business.

The exciting new IDEAL combine from Massey Ferguson signals a radical new direction for harvester development. It's a machine ahead of its time which outperforms on grain and straw quality, grain handling, power efficiency, and output. Deploying the full force of our parent company, AGCO's global resources and investment, this is the biggest new harvesting product development project we have ever undertaken.


We listened to combine owners and operators around the world - people just like you whose livelihoods depend on bringing home the harvest - and turned their wish list into practical reality.

Once you see the MF IDEAL perform in the field – you will be able to rethink your options, step up your harvesting operation and enjoy real business benefits with this exceptional new machine.




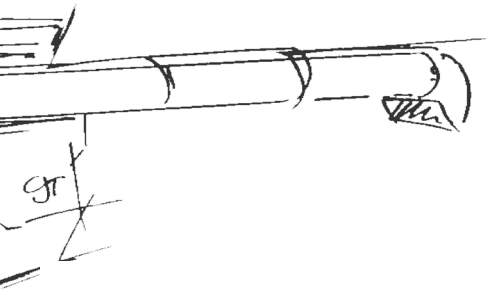
Inspired by innovation

The future is created by people who are excited by it.



“ The IDEAL combine is loaded with so many ground-breaking new features. At the same time, it delivers the most efficient harvesting processing and minimal daily maintenance - all packaged into a narrow width. It is an absolute game-changer for Massey Ferguson customers! ”

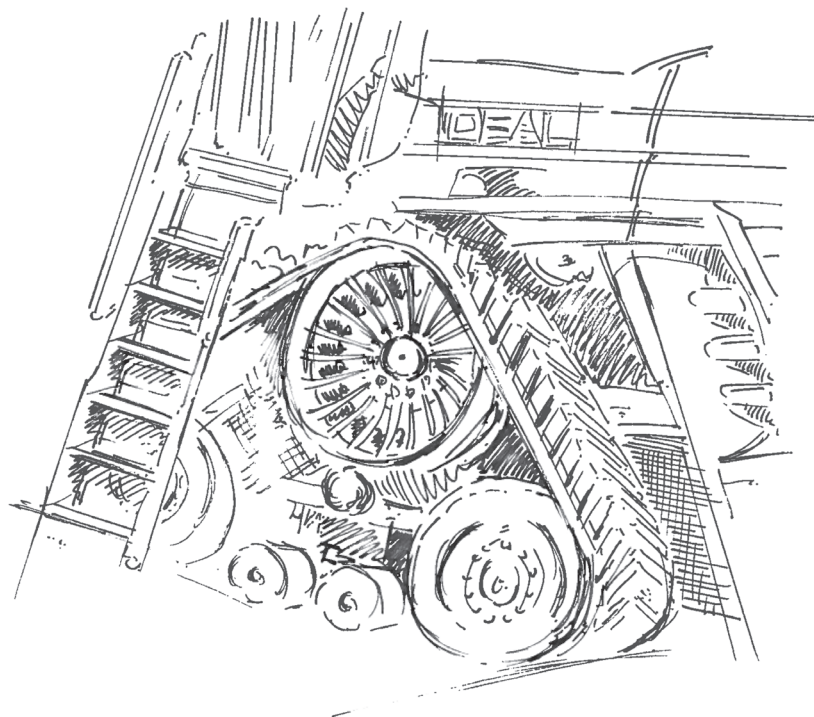
**Eric Hansotia, AGCO Senior Vice President
Global Crop Cycle and Fuse Connected Services**



It's every engineer's dream to design a machine from a clean sheet. And that was just the opportunity with the IDEAL combine. This was the chance to start over, to take a fresh look at every single aspect of a combine - every nut and bolt, every belt and chain and ask the question: What business benefit can this bring? How can it boost efficiency, lower operating costs, increase yields and drive profitability?

It was an exciting and inspirational project for all those involved. Everyone was aware that they were participating in a turning point for harvester development. Multi-national teams of combine designers, engineers and product developers brought their expertise and specialities to the drawing board. They were all of one mind – to create the best combine harvester in the industry. At the heart of the development project was the global 'Voice of the Customer' study. This included in-depth, one-to-one interviews with 60 customers and operators in 12 countries followed up by a further major survey of 500 users. The findings showed that there was a need for an entirely-new combine platform.

Naturally, customer priorities varied depending on the region and their business operation but the main messages stayed the same. Key feedback from the field underlined the need for reliability, ease of repair/parts availability, intuitive and convenient controls, efficiency and the ability of the machine to fit the customer's operational profile. Close to 50 combine prototypes were built and tested in the lab, out in the field and around the globe to develop a unique combine that can be used for all crops and operate in all conditions, in all parts of the world.



[Seeds of business growth]

It's a satisfying moment when you look out onto ripened crop and know that you are ready to go with the harvest. Then it's all down to you and your combine to turn all those months of work into a profitable income.

The 451-647hp MF IDEAL combines are designed for large-scale arable operations and contractors. Fully connected and with unique new features, these combines excel on all fronts, offering superb grain and straw quality, massive output, super-fast operation, outstanding driver comfort, total efficiency and control. They address every key issue identified in our Voice of the Customer survey. This included the all-important serviceability, ease-of-repair, fuel efficiency, grain quality and residue management plus transport width, data management, hillside working and soil compaction.

The MF IDEAL boasts the largest threshing area in the business, the fastest unloading rate and the biggest integral grain-tank capacity* – all focused on getting your crop out of the field, in immaculate condition and in the quickest time at the lowest possible cost.

Whatever your harvest operation, whatever your crop, the versatile MF IDEAL can make a tangible difference, delivering significant gains in productivity and output.









[Build quality you can trust]

The IDEAL from Massey Ferguson combines are precision-manufactured at AGCO's European Harvesting Centre of Excellence in Breganze, Italy.

With a highly-experienced workforce dedicated exclusively to combine production, meticulous care and attention goes into the building of every machine at this modern, efficient facility. Ensuring reliability and durability in the field is the number one priority. The MF IDEAL machines are built for endurance and intense work output. Importantly, all crucial components for the combine are made in-house, further enhancing quality.

The 25 ha Breganze site has been the focus of major investment. Certified to ISO standards, some of the latest developments at the 65,000 m² plant have seen a complete reorganisation of the supply chain and production process, the installation of new rolling and panelling machines, robot welding automated systems and a state-of-the-art paint-shop.

The workforce is proud of its skills, expertise and long experience producing harvesting equipment. Each year, the magnificent AgriDome Centre at the plant welcomes hundreds of visitors to see the high-quality manufacturing processes and watch every step of the combines' progress along the assembly lines. If you want to see for yourself, then please get in touch. We'll be delighted to show you round.



Look forward to the
harvest with confidence





The MF IDEAL is the most innovative combine we have ever produced. Everything about the machine is new - new design, new engineering, new features, new styling, and a stunning new graphite livery. Imprinted with the classic Massey Ferguson signature of ease-of-use, simplicity and dependability, it all adds up to one amazing combine harvester.

This is a cost-effective, sustainable business solution that will help make best use of your resources and inputs – from the land you cultivate to your seed, fertiliser and fuel. We invite you to take a good look, arrange a demonstration, assess the advantages and evaluate the potential return on investment. The benefits are compelling. We're confident you'll be impressed by what you see.

Solving your individual business needs

Hundreds of farmers and contractors contributed to our 'Voice of the Customer' survey, setting out their expectations and requirements. Our MF IDEAL design engineers responded to their wish list with key new developments in all critical areas to create the very best harvesting experience.

Reliability | Durability | Fuel efficiency | Grain quality | Ease of use | Working on slopes | Residue management
Soil compaction | Cab comfort/visibility | Data management | Cost of ownership


With the MF IDEAL, engineers focused on ensuring all the combine's features make low demands on power. For example, the combines are fitted with simple drives and incorporate a low belt count – just 13 in all. At the heart of the combines, is the unique **DriveCenter** engine manifold which includes the drive for the chopper, header, processor and hydraulic pumps. Its straightforward design and low overall weight requires minimal power, consuming less fuel.

The **Single** and **Dual Helix** threshing systems use low pressure rotors which are designed to allow maximum space around the rotor for the straw to expand and release grain. The length of travel and the fact that the straw falls by gravity directly into the chopper really keeps the power requirement to a minimum and reduces the damage to the straw. The rotors are 4.84m in length which is the longest in the industry*, allowing high throughputs, low grain loss and high-quality straw. The MF IDEAL 7 uses a single rotor while the MF IDEAL 8 and MF IDEAL 9 models use two rotors. The option of the cavernous 17,100 litre grain tank (an impressive 18%* more capacity than the largest available today) means less frequent unloading and fewer vehicle movements producing further savings in fuel and boosting efficiency.

Key features such as the **ShortCut** straw chopper and **ActiveSpread** tailboard have lower power requirements. The optional **IDEALharvest™** App adjusts the combine automatically, thereby optimising performance and reducing fuel consumption. Further productivity comes from highly fuel-efficient engines fitted to the MF IDEAL combines: AGCO Power 9.8 litre (MF IDEAL 7), MAN 12.4 litre (MF IDEAL 8) and MAN 15.2 litre (MF IDEAL 9).

“ **DRIVING FUEL EFFICIENCY**
We run a large-scale operation,
so fuel efficiency is one of our
biggest priorities. ”



A close-up, high-angle photograph of the rotors of a combine harvester. The rotors are made of dark metal and feature several circular holes. They are arranged in a row, receding into the background, creating a sense of depth. The lighting is dramatic, highlighting the metallic surfaces and the intricate details of the machinery.

“ I need the best quality grain sample from the combine for my customers. ”

Superb grain and straw quality

The MF IDEAL's low compression and extra-long rotors, which are gentle on straw, avoid contamination of the sample. The Dual Helix (double rotors) system on the MF IDEAL 8 and MF IDEAL 9 boasts the largest main threshing concave area on the market – a massive 1.66m² – 25% bigger* than any other combine in the industry. This assures low grain losses at high output and delivers more grain in the tank per hectare. During threshing, low pressure on the straw mat damages less grain, producing a better quality, cleaner grain sample.

The **IDEALbalance™** under-rotor pans make pre-separation longer and thus ease the job of the sieve box and fan to create a top-quality, clean grain sample at high output. The Ciclone cleaning system blasts air at high pressure through two blast gates to remove light material, also resulting in a cleaner sample.

What's more, within the tank and unloader system, despite having the fastest unloading auger in the business, the flight pitch is designed to minimise damage to grain while optimising flow. All these features converge to make the final product as clean and as high quality as possible, helping you achieve better prices for your crops.



* Based on comparative data shown on competitive brand websites as of 8 August 2017.

Ease-of-use

The new **IDEALharvest™** self-adjusting function option makes life effortless for the driver. Using the grain-quality camera and unique Acoustic Sensors around the combine, a very straightforward dashboard can be brought up on the Tech Touch Terminal or the **SmartConnect™** App which allows the operator to choose a combination of quality, performance and sample cleanliness for his harvest. The machine itself then fine-tunes the rotor speed, fan speed and sieve opening.

Uniquely, this function can provide a visualisation on the terminal or the App of the crop flow within the machine so the operator can see for himself the distribution of crop inside the combine.

AutoDock™ is a unique feature which saves the driver time and effort, improves safety and speeds up machine turnaround. This provides automatic hitching for the header drive, hydraulics and electrics directly from the cab. All the connections can be completed in just five seconds, providing time savings for those who have to change fields regularly.



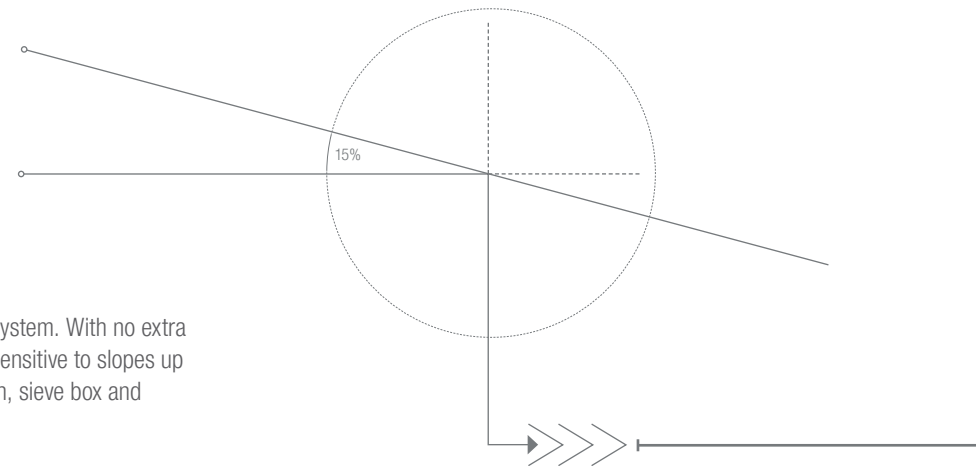


“ As a contractor, we employ several drivers in high season so it's crucial for the combines to be easy to operate. ”

[Working on slopes]

The MF IDEAL combines are fitted with the unique **IDEALbalance™** grain-pan system. With no extra moving parts, the combination of the two specially-shaped under-rotor pans is insensitive to slopes up to 15% and places the grain mix in exactly the right position for the separation pan, sieve box and fan to produce a clean sample at high output.

For those that have a higher proportion of slopes, a **ParaLevel** version of each model is available where the machine uses a special axle arrangement to keep the whole machine level up to 14%. These models are equipped with the **Streamer 140** unloader at 140 l/s and a 12,500 litre grain tank. The renowned **ParaLevel** system moves the front axles automatically and smoothly, following the ground contours and keeping the major components level



“ Our farm is located on undulating ground so working on slopes has to be safe and effective. ”





[Managing residue successfully]

The MF IDEAL combine makes incorporation easy as the new design of the chopper enables the material to be spread more evenly over a wider area. This is because the distribution of material from the **ShortCut** chopper can match the full width of the header, up to 12m using the unique, low power-requirement **ActiveSpread** feature.

The chopper uses serrated blades and the counter knife can be adjusted into five positions without using tools, thus allowing the operator to control the power required and minimise fuel consumption. The chaff spreader can be set from the cab to spread the chaff in three different directions: within the straw while dropping for baling, mixed with the straw in the chopper or to the side of the machine.

The key design point is that the chopper side panels have air ducts which take in air and create a smooth flow of material from the shaker shoe into the spreader, combining the straw and chaff.



“ As part of our residue management regime, we need the straw and chaff to be distributed evenly across the stubble for easy integration and new crop establishment. ”



[Tackling soil compaction]



“ Our land is heavy clay so minimising soil compaction is extremely important. ”

Flotation is key to preserving soil integrity. Compaction from in-field traffic is reduced by as much 30% as a result of the MF IDEAL's large grain-tank and super-fast unloading rate option which decreases unloading cycles and cycle times. For boosted in-field and logistics' productivity, the 'Streamer 210' option at 210 l/sec is the fastest available – approximately 32% quicker than today's highest rate*. The giant 17,100 litre grain tank can be emptied in under 90 seconds, saving precious time in the field, increasing efficiency and helping to lower the risk of damage to machines when they are working side-by-side.

A light footprint is assured with **TrakRide**, a completely new suspended track system designed by AGCO's track competence centre. **TrakRide** is available with varying widths to suit different operations and conditions, offering maximum comfort for the operator and making a significant contribution to minimising soil compaction.

Importantly, whether equipped with tyres or tracks, the MF IDEAL can meet an overall width requirement of 3.3m for road transport.



[Exceptional cab comfort and visibility]

The MF IDEAL's brand-new, ultra-quiet **Vision Cab** includes new additions such as a new ventilated seat, an optional large fridge unit and extra storage which make it even more comfortable and stress-free for the driver. A new information dashboard shows the combine's vital statistics – for example, grain loss - in constant view. The ability to move the main Tech Touch terminal 90 degrees to the operator's right further enhances visibility of the header.

Narrow pillars in the cab offer a fantastic panoramic view with excellent all-round visibility through a massive glass area of 5.75m². Many of the operator tasks now have short-cuts to make the machine easier to operate. LED lights, single rear-view, multiple or 3D camera options improve visibility for long hours working. A higher specification Pro Sound system can be supplied as an option.

The unique new **AutoDock™** header hook-up option saves time, promotes safety and minimises effort for the operator. When hooking-up the header from a header trailer or from the ground, the operator simply presses a button in the cab and all the connections - mechanical, electrical and hydraulic - are made automatically by a robotised process. The operator remains in the clean, safe cab and is ready to go.

“ We need our operators
to be really alert during
the long harvest day. ”



[Effective data management]





“ We run our harvest operations with the very latest technology and need excellent data management facilities. ”

The IDEAL from Massey Ferguson connects man, machine and crop using Fuse® technologies.

Straightforward access to data and high connectivity comes via Bluetooth wireless technology and the **AgCommand®** telemetry-based machine management tool. In a seamless transfer, both performance and harvest data can be fed back to the farm office, dealer or the manufacturer for analysis and optimisation of operations. For the operator a real-time yield-mapping display is available.

The MF IDEAL's performance can be visualised either through the Tech Touch Terminal or with optional **SmartConnect™** App on an iPad or tablet, provided the combine is fitted with the **IDEALharvest™** option. To optimise efficiency, a simple graphic display shows the progress of the crop through the machine and automatically adjusts the combine depending on the driver's choice of focus on either quality, sample cleanliness or output.

Massey Ferguson's **Auto-Guide™** automated guidance system can also be part of the technology package on the MF IDEAL with the capability to select varying degrees of guidance accuracy. **AgCommand** is a leading-edge data recording and transmission tool. The system allows you to optimise your fleet's performance by monitoring and reporting the combine's position and its operational activity. A great solution if you need to maintain high visibility of your machinery at all times.

[Low cost of ownership]

All of the MF IDEAL's exceptional features and benefits come together to ensure low cost of ownership and optimised yields to give you maximum value and maximum return on your investment.

A 10 minute daily maintenance check is all that's needed with these combines. For example, grease points are grouped for easy access and the unique automatic **AirSense™** cooling system automatically blows dust out of the radiator so there is no need to do this manually. With overall widths starting at less than 3.3m, the combine does not require an accompanying vehicle to meet stringent EU road transport regulations, thereby also saving on logistics' support costs. With its clever, straightforward design and automated processes, with the MF IDEAL you can look forward to lower fuel costs, faster more productive working, high quality output, reduced in-field traffic, easy maintenance, servicing and repair.



“ Uptime is critical for our in-field efficiency. ”

THE HARVEST GAMECHANGER



reddot award 2018
best of the best



Award-winning harvesting

Within weeks of the announcement of its launch, the MF IDEAL was already winning top honours. The combine received a Silver Medal for Innovation from the DLG (German Agricultural Society) in September 2017. Hot on the heels of this achievement, came the prestigious Machine of the Year 2018 title in the combine harvester category, as well as the coveted Public Vote Award - both presented at Germany's Agritechnica Show. MF IDEAL won a fourth and fifth accolade; the Red Dot Award for design and innovation, titled 'Red Dot: Best of the Best' and 'A' Design Award in 2019.

MFservices

Combined services to
increase our customers'
profit and efficiency



When you buy an MF IDEAL combine, we'll be at your side throughout the whole journey, providing support whenever you need it. MF Services is a suite of service-related products which makes it easier than ever to own and operate MF farm equipment. Covering finance, extended warranties and servicing, telematics, precision farming technologies and genuine parts, MF Services is your one-stop shop for all existing and future services. Keep your business on track and your equipment up and running.

MF Care: A range of cost-effective, extended care packages including service and warranty.

MF Connect: Utilises telematics for machinery management. Access an Internet site to check personally on the performance characteristics and location of your MF machine or grant permission to your local MF Dealer to access the information for preventative maintenance solutions.

MF Tech Support: This framework of systems, processes and people is dedicated to ensuring both uptime and continuous improvement of machinery in service. Take advantage of 24/7 helplines with 'one number' contact.

AGCO Parts: The world-class logistics services and genuine parts provided by AGCO Parts are a standard accompaniment to every Massey Ferguson product for machine servicing and repair throughout its lifecycle.

AGCO Finance: Backed by an experienced and expert team, Massey Ferguson products can be financed to suit your requirements. Check out ProLease, a specific all-inclusive contract hire scheme for MF combines.

HARVEST PROMISE

MF combines are supported by AGCO's Harvest Promise. In the exceptional situation we can't get the parts to you in 24 hours, we will help you through our dealer network or even contribute towards a contractor to step in and harvest your crop until you're up and running again.


For the above support packages, country terms and conditions apply. Please note all packages may not be available in all markets. Please check with your local MF Dealer/Distributor.

Largest Grain Tank Capacity 17,100 litres offers 18%* more capacity than the biggest tank today. No need to unload so often, so increasing in-field efficiency.

Auto-Header hook-up: AutoDock™. The operator can automatically connect/disconnect the header in 5 seconds from the cab by the press of a button, speeding up hook-up and improving efficiency.

Styling. Ultra-modern, cutting-edge and unique in the market.

Large footprint with narrowest width. A high performance combine with widths from 3.3m using tyres or the **TrakRide** rubber track system.



* Based on comparative data shown on competitive brand websites as of 8 August 2017.

Automatic cleaning system AirSense™ cooling blows out dust from the radiator automatically while the combine is running, saving time and cost for maintenance.

Fastest Unloading Rate Streamer 210 unloads @ 210 litres/sec. 32%* faster than best competitor. Speeds up unloading of grain while maintaining quality of sample. Hydraulic gates enable the operator to vary the flow for topping off. Auger length is optional.

Longest Rotors Single or Dual Helix Processor 4.84m. Non compression rotors have low power requirement and are insensitive to crop conditions so very fuel efficient and gentle on grain and straw.

ShortCut Chopper has 112 serrated knives for a fine cut making straw incorporation easier. The optional ActiveSpread tailboard can spread straw and chaff up to 12 metres creating a thin layer of residue.

Self-adjusting Combine. The **IDEALharvest™** is an optional function that adjusts the working combine automatically, which is very easy to set up (intuitive) and reacts more quickly than an operator would. Using sensors it self-adjusts the combine's fan speed, rotor speed and sieve settings. So the machine's performance & efficiency remain at the optimal level at all times. Also available on an ipad through the **SmartConnect™** app.

Unique Pan design IDEALbalance™. Its profile is such that it puts the material in exactly the right place, even on slopes of up to 15%, resulting in a better and cleaner sample, whatever the terrain.

Unique Engine Manifold; DriveCenter. It includes the transmission, chopper, header & processor and a low number of drive belts and chains. This straightforward design results in low power requirement, reduced fuel consumption and minimal maintenance.

Specifications

	MF IDEAL 7	MF IDEAL 7 PL	MF IDEAL 8	MF IDEAL 8 PL	MF IDEAL 9	MF IDEAL 9 PL
POWERFLOW HEADER - WIDTH (M)						
7.70m (25' SF*)	◇	◇	-	-	-	-
9.20m (30' SF*)	◇	◇	◇	◇	-	-
10.70m (35' SF*)	◇	-	◇	◇	◇	◇
12.20m (40' SF*)	-	-	◇	◇	◇	◇

	MF IDEAL 7	MF IDEAL 8	MF IDEAL 9
FEEDER			
EyeShot hook up	•	•	•
AutoDock™	◇	◇	◇
Feeder house chains – Spring loaded (n)	3	3	4
Feeder house chain - belt drive - single speed (rpm)	528	528	528
Feeder house chain - belt drive - two speed 250 - 525 (rpm)	◇	◇	◇
3-points hitch removal tool	•	•	•
Header drive 100 KW fixed speed	•	◇	◇
Header drive 135 KW fixed speed	◇	•	•
Header drive 135 KW variable speed	◇	◇	◇
Header drive 220 KW variable speed	-	-	◇
Manual header pitch - +/- 3°	•	•	•
Hydraulic header pitch - +/- 6°	◇	◇	◇
Hydraulic header reverse with creep function	•	•	•
Lifting cylinders (n x Ø)	2 x 85mm	2 x 85mm	2 x 92mm
Lifting capacity (tonne)	5	5	6.5

*SF : SuperFlow Header

• : Standard

◇ : Option

- : Not available

	MF IDEAL 7	MF IDEAL 8	MF IDEAL 9
PROCESSOR			
Stone trap	•	•	•
RotorFeeder dimensions (mm)	600 x 1400	600 x 1400	600 x 1400
RotorFeeder speed - Proportional to rotor speed (rpm)	285 - 656	285 - 656	200 - 828
Rotor	Single Helix	Dual Helix	Dual Helix
Rotor dimensions (Ø x mm)	600 x 4837	600 x 4837	600 x 4837
Rotor transmission speed	Dual (Ø)	Dual (Ø)	Dual (•)
Rotor speed range (rpm)	280 - 1160 (Ø)	280 - 1160 (Ø)	280 - 1160
Rotor reverse hydraulic	•	•	•
Rotor discharge	Asymmetric with adjustable deflector	Symmetric	Symmetric
Threshing area (m ²)	0.83	1.66	1.66
Separation area (m ²)	1.44	1.92	2.40
Total separation area (m ²)	2.27	3.58	4.06
Concave adjustment	Hydraulic	Hydraulic	Hydraulic
Threshing concave small grains - number x spacing (mm)	4 x 9,5	8 x 9,5	8 x 9,5
Threshing concave large grains - number x spacing (mm)	4 x 25,5	8 x 25,5	8 x 25,5
Round bar threshing concaves	◇	◇	◇
Separation grates finger shape	•	•	•
CLEANING			
Sieve box frame	Standard	Standard	Extended
IDEALbalance™ pan - single	•	-	-
IDEALbalance™ pan - dual & curved	-	•	•
Double cascade	•	•	•
Total sieve area (m ²)	4.9	4.9	5.4
Total cleaning area (m ²)	7.45	7.45	7.95
Electrical sieves adjustment	•	•	•
Fan type	Ciclone triple cleaning fan	Ciclone triple cleaning fan	Ciclone triple cleaning fan
Cleaning fan speed (RPM)	250 - 1400	250 - 1400	250 - 1400
Tailings / return system	Separate rethreshing	Separate rethreshing	Separate rethreshing

Every effort has been made to ensure that the information contained in this publication is as accurate and current as possible. However, inaccuracies, errors or omissions may occur and details of the specifications may be changed at any time without notice. Therefore, all specifications should be confirmed with your Massey Ferguson Dealer or Distributor prior to any purchase.

Specifications continued

	MF IDEAL 7	MF IDEAL 8	MF IDEAL 9
GRAIN HANDLING			
Streamer 140 Grain tank capacity 12,500 litres Unloading rate 140 l/s	•	•	◇ only PL
Streamer 210 Grain tank capacity 17,100 litres Unloading rate 210 l/s Flatland version ParaLevel version	◇ -	◇ -	• -
Unloading tube length (m)	7.6 / 9.2 / 10.6	7.6 / 9.2 / 10.6	7.6 / 9.2 / 10.6
Foldable unloading auger (9.2 - 10.6m)	◇	◇	◇
Grain tank cover hydraulic foldable	•	•	•
Unloader - spill saver	•	•	•
Unloader gates hydraulic	•	•	•
ENGINE AND DRIVES			
Engine type	AGCO Power	MAN	MAN
Displacement (litres)	9.8	12.4	15.2
Max Power (ECE R120) (kW/hp)	336 / 451	401 / 538	483 / 647
Engine operating (rpm)	1900	1900	1900
Fuel tank 1000 litres	•	◇	-
Fuel tank 1250 litres	-	•	◇
Fuel tank 1500 litres	-	◇	•
AirSense® cooling	•	•	•
Air compressor 60 litres	◇	◇	◇
DriveCenter power unit	•	•	•

*SF : SuperFlow Header

• : Standard

◇ : Option

- : Not available

	MF IDEAL 7	MF IDEAL 8	MF IDEAL 9
GROUND DRIVE			
Transmission 2 speed MotionShift	•	•	•
Max speed (not for all markets) (km/h)	40	40	40
AllDrive powered rear axle - 110cc central motor	◇	◇	◇
Differential lock	•	•	•
ParaLevel	◇	◇	◇
ParaLevel transversal levelling angle (%)	14	14	14
VISION CAB			
Glass surface area (m ²)	5.75	5.75	5.75
Noise level (dB)	73	73	73
Automatic air conditioning	•	•	•
Electric swivelling cab ladder	•	•	•
Mirror - rear view electric and heated	•	•	•
Mirrors - rear tyre view	•	•	•
Operator seat - standard	•	•	•
Operator seat - deluxe (leather seat, heated, cooled)	◇	◇	◇
Sound system - 4 speakers	•	•	•
Pro sound system - 4 speakers premium + sub woofer	◇	◇	◇
Cooler 28.5 litres	•	•	•
Side sun visors	◇	◇	◇
CAMERAS			
Rear view camera	•	•	•
360° camera system	◇	◇	◇
LIGHTS			
Coming home light	•	•	•
Rear axle lights - two lights	◇	◇	◇
Service lights - 4 lights under panels	•	•	•
Unloading auger light LED	•	•	•
Valance lights halogen - 4 road lights	•	•	•
Working lights basic halogen - 2 stubble lights, 2 row finders, 2 rear lights	•	•	•
Working lights, LED - 10 lights	◇	◇	◇
Working lights, cab roof, halogen - 8 lights	•	•	•

Specifications continued

	MF IDEAL 7	MF IDEAL 8	MF IDEAL 9
ELECTRONICS AND CONTROLS			
Combine terminal - 10.4" touch screen	•	•	•
ScrollSwing - Control of unloading auger swing	•	•	•
Automatic crop settings	•	•	•
HarvestPlus - cruise modes	•	•	•
Headland management function	•	•	•
Yield & moisture meter	•	•	•
FUSE® TECHNOLOGY			
SmartConnect™ app	•	•	•
SmartConnect™ app - premium dashboard	◇	◇	◇
Auto-Guide™ ready	•	•	•
Auto-Guide™ - GPS Novatel hardware	◇	◇	◇
Auto-Guide - GPS Trimble hardware	◇	◇	◇
Live yield mapping	◇	◇	◇
IDEALharvest™ including advanced sensors	◇	◇	◇
TaskDoc	•	•	•
TaskDoc Pro	◇	◇	◇
RESIDUE MANAGEMENT			
Chaff spreader - manual adjustment	◇	◇	◇
Chaff spreader - electric adjustment	◇	◇	◇
BaseCut straw chopper	•	•	•
BaseCut rows / knives (n)	4 / 56	4 / 56	4 / 56
ShortCut straw chopper	◇	◇	◇
ShortCut rows / knives (n)	8 / 112	8 / 112	8 / 112
Chop to drop from the cab	◇	◇	◇

*SF : SuperFlow Header

• : Standard

◇ : Option

- : Not available

	MF IDEAL 7	MF IDEAL 8	MF IDEAL 9
RESIDUE MANAGEMENT			
Straw chopper dual speed drive	•	•	•
Straw chopper speed - high / low (rpm)	3600 / 850	3600 / 850	3600 / 850
Straw deflectors manual adjustment	•	•	•
straw deflectors electrical adjustment	◇	◇	◇
ActiveSpread - fully controlled from cab	◇	◇	◇

	MF IDEAL 7	MF IDEAL 7 T	MF IDEAL 7 PL	MF IDEAL 8	MF IDEAL 8 T	MF IDEAL 8 PL	MF IDEAL 9	MF IDEAL 9 T	MF IDEAL 9 PL
TYRES AND TRACKS									
Front 800/70R38, rear 520/80R26 <3.3m	•	-	-	◇	-	-	◇	-	-
Front TrakRide 26", rear 520/80R26 <3.3m	-	•	-	-	◇	-	-	◇	-
Front 800/70R38, rear 620/70R26 <3.5m	◇	-	•	•	-	•	•	-	•
Front TrakRide 30", rear 620/70R26 <3.5m	-	◇	-	-	•	-	-	•	-
Front 900/60R38, rear 620/70R26 <3.8m	◇	-	◇	◇	-	◇	◇	-	◇
Front 900/60R38, rear 750/65R26 <3.8m	◇	-	-	◇	-	-	◇	-	-
Front TrakRide 36", rear 620/70R26 <3.8m	-	◇	-	-	◇	-	-	◇	-
Front TrakRide 36", rear 750/65R26 <3.8m	-	◇	-	-	◇	-	-	◇	-
Front 1000/55R32, rear 750/65R26 <3.9m	◇	-	-	◇	-	-	◇	-	-

T - Tracks / PL - Parallel



Join the MF IDEAL revolution

www.MasseyFerguson.com | www.Facebook.com/MasseyFergusonGlobal | Twitter.com/MF_EAME | Instagram.com/MasseyFergusonGlobal
www.YouTube.com/MasseyFergusonGlobal | Blog.MasseyFerguson.com

**AGCO**
Your Agriculture Company

MASSEY FERGUSON[®] is a worldwide brand of AGCO.
© AGCO SAS, 2019 | A-A-16731 | English



Responsible forest management